

HOW DOES IT WORK? REFRIGERATORS

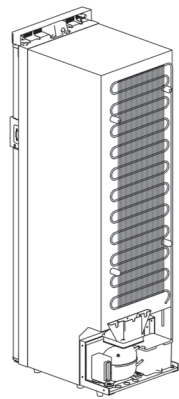
First class cooling performance for your caravan or camper. Choose the cooling system that matches your requirements.



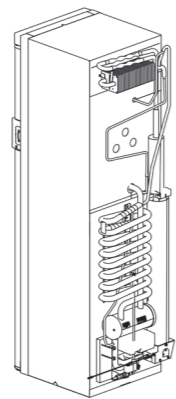
Compressor Absorption

The Thetford Refrigerator portfolio is specifically developed for the recreational vehicles. There are two different cooling systems:

1 Compressor



2 Absorption



1 Compressor: How it works

This is the most known type of refrigerator as also used at home. The compressor turns chemical gas into cooling liquid (under pressure) which is pumped into the cabinet. This is giving the cooling effect inside the refrigerator.

2 Absorption: How it works

The absorption refrigerator is different from the refrigerator at home. A heat source, generated by a gas burner or by electrical heating, drives the cooling system. The cooling effect inside the refrigerator is caused by a physical reaction without any moving parts.

1 Compressor Strong in cooling performance

A Power source

The compressor refrigerator only needs:

- 12V DC (The refrigerator is powered from the battery of your vehicle)



TIP:
To have long off grid functionality it is advised to look at power options with additional batteries and solar panels on your vehicle.

Raise the cooling level up to 4 if you wanna keep the freezer performing if the vehicle interior temperature becomes below 20°C.

Did you know...?

That this refrigerator is designed to absorb the heavy vibrations on the road and to work on 12V DC power supply, instead of the 230V at home.

B Ventilation

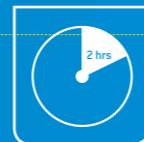
This is integrated in the design of the Thetford compressor refrigerators. No need to create vents at the outside of the vehicle.

C Sound level



A low noise compressor. The Thetford compressor range has a day mode and quiet silent night mode.

D Cooling speed




Cools down quickly in < 2 hours.

E Cooling climate class



Perfect cooling performance at high ambient temperatures. Climate class Sub Tropical (16 - 38°C) and Tropical (16 - 43°C)

F Position of the vehicle



The refrigerator must be levelled (max of < 5°)

2 Absorption Silent 3-way refrigerator

A Power source

The absorption refrigerator is a 3-way refrigerator, this means it operates on three different power sources:

- 230V AC (The refrigerator is powered from the mains)
- 12V DC (The refrigerator is powered from the battery of your vehicle)
- Gas (The refrigerator is powered from the gas connection of a gas bottle)

Ideal when you are often off-grid for an extended period of time.



Automatic source selection: Automatically selects the best power source available.



Manual source selection: Select the desired source by pushing the arrows.

B Ventilation

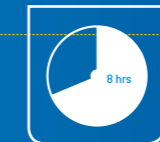
Good ventilation is required for good performance. Therefore vents are installed at the outside of the vehicle.

C Sound level



Silent

D Cooling speed



Cool down takes a bit more time. Pre-cool 8 hours before use.

E Cooling climate class



Perfect cooling performance at medium and lower ambient temperatures. Climate class Sub Normal (10 - 32°C)

Tip: You can add a special ventilator kit to improve the cooling performance.

F Position of the vehicle



The refrigerator must be levelled (max of < 2.5°)